

Quick Connectors

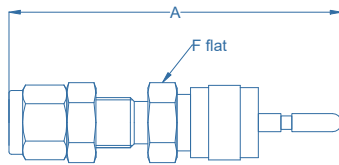
VQC Series

Product Features

- No twisting, turning, or wrenching necessary
- Single-end shutoff, double-end shutoff models
- Stem insert requires just one O-ring seal, yet improves O-ring containment.
- Locking claw mechanism with large contact area retains stem
- Push-to-connect coupling enables quick, easy operation
- Wide variety of options, including keyed quick-connects, are available
- Heavy-duty sleeve shields open end of body



Dimensions (mm)



Tube fitting



Fitting Size	Ordering Number		Flow Coefficient (Cv)			Dimensions, in. (mm)		
	SESO	DESO	SESO	DESO	Full Flow	A		F, in .
Dimensions, in. (mm)								
1/8	S6-VQC4-S-02	S6-VQC4-D-02①	0.08	0.08	0.08	2.32 (58.9)	2.77 (70.4)	5/8
1/4	S6-VQC4-S-04	S6-VQC4-D-04	0.3	0.2	0.4	2.36 (59.9)	2.42 (61.5)	5/8
3/8	S6-VQC6-S-06	S6-VQC6-D-06	1.0	0.5	1.5	2.52 (64.0)	2.64 (67.1)	3/4
1/2	S6-VQC8-S-08	S6-VQC8-D-08	2.4	1.5	3.3	2.96 (75.2)	3.16 (80.3)	15/16
Dimensions, (mm) in.								
6	S6-VQC4-S-6M	S6-VQC4-D-6M	0.3	0.2	0.4	59.9 (2.36)	61.5 (2.42)	5/8
10	S6-VQC6-S-10M	S6-VQC6-D-10M	1.0	0.5	1.5	67.3 (2.65)	70.4 (2.77)	3/4
12	S6-VQC8-S-12M	S6-VQC8-D-12M	2.4	1.5	3.3	75.2 (2.96)	80.3 (3.16)	15/16

Dimensions shown with tube fitting nuts finger-tight.

☒ S6-VQC4-D-02 is a two-piece assembly.

Male pipe threads



Fitting Size	Ordering Number		Flow Coefficient (Cv)			Dimensions, in. (mm)		
	SESO	DESO	SESO	DESO	Full Flow	A		F
Male NPT								
1/8	S6-VQC4-S-M2	S6-VQC4-D-M2	0.3	0.2	0.4	2.07 (52.6)	2.13 (54.1)	5/8
1/4	S6-VQC4-S-M4	S6-VQC4-D-M4	0.3	0.2	0.4	2.22 (56.4)	2.28 (57.9)	5/8
3/8	S6-VQC6-S-M6	S6-VQC6-D-M6	0.8	0.5	1.6	2.35 (59.7)	2.47 (62.7)	3/4
1/2	S6-VQC8-S-M8	S6-VQC8-D-M8	2.0	1.3	3.1	2.84 (72.1)	3.04 (77.2)	15/16

Female pipe threads



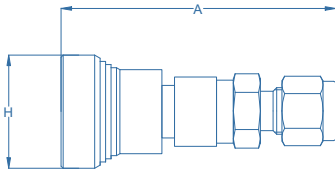
Fitting Size	Ordering Number		Flow Coefficient (Cv)			Dimensions, in. (mm)		
	SESO	DESO	SESO	DESO	Full Flow	A		F
Female NPT								
1/8	S6-VQC4-S-F2	S6-VQC4-D-F2	0.3	0.2	0.4	2.01 (51.1)	2.07 (52.6)	5/8
1/4	S6-VQC4-S-F4	S6-VQC4-D-F4	0.3	0.2	0.4	2.26 (57.4)	2.32 (58.9)	3/4
3/8	S6-VQC6-S-F6	S6-VQC6-D-F6	0.8	0.5	1.6	2.35 (59.7)	2.47 (62.7)	7/8
1/2	S6-VQC8-S-F8	S6-VQC8-D-F8	2.0	1.3	3.1	2.82 (71.6)	3.02 (76.7)	15/16

Insertion Depth

To calculate overall length in the coupled position, subtract the insertion depth from any overall stem and body combination length.

Series	Depth, in. (mm)	
	SESO	DESO
VQC4	1.09 (27.7)	1.15 (29.2)
VQC6	1.18 (30.0)	1.30 (33.0)
VQC8	1.48 (37.6)	1.68 (42.7)

Dimensions (mm)



Tube fitting



Fitting Size	Ordering Number	Dimensions, in. (mm)	
		A	H
Dimensions, in. (mm)			
1/8	S6-VQC4-B-02	2.26 (57.4)	0.91 (23.1)
1/4	S6-VQC4-B-04	2.30 (58.4)	0.91 (23.1)
3/8	S6-VQC6-B-06	2.58 (65.5)	1.03 (26.2)
1/2	S6-VQC8-B-08	3.09 (78.5)	1.21 (30.7)
Dimensions, (mm) in.			
6	S6-VQC4-B-6M	58.4 (2.30)	23.1 (0.91)
10	S6-VQC6-B-10M	68.1 (2.68)	26.2 (1.03)
12	S6-VQC8-B-12M	78.5 (3.09)	30.7 (1.21)

Male pipe threads



Pipe Size in.	Ordering Number	Dimensions, in. (mm)	
		A	H
Male NPT			
1/8	S6-VQC4-B-M2	2.01 (51.1)	0.91 (23.1)
1/4	S6-VQC4-B-M4	2.16 (54.9)	0.91 (23.1)
	S6-VQC6-B-M4	2.38 (60.5)	1.03 (26.2)
3/8	S6-VQC6-B-M6	2.38 (60.5)	1.03 (26.2)
1/2	S6-VQC8-B-M8	2.97 (75.4)	1.21 (30.7)

Female pipe threads



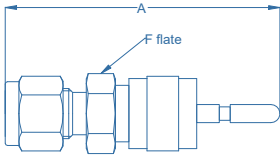
Pipe Size in.	Ordering Number	Dimensions, in. (mm)	
		A	H
Female NPT			
1/8	S6-VQC4-B-F2	2.16 (54.9)	0.91 (23.1)
1/4	S6-VQC4-B-F4	2.42 (61.5)	0.91 (23.1)
	S6-VQC6-B-F4	2.54 (64.5)	1.03 (26.2)
3/8	S6-VQC6-B-F6	2.57 (65.3)	1.03 (26.2)
1/2	S6-VQC8-B-F8	3.22 (81.8)	1.21 (30.7)

Quick Connectors

VQC Series

Bulkhead Stems

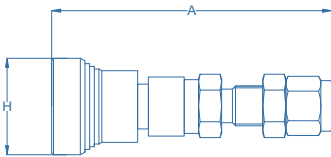
Tube Fitting



Fitting Size	Ordering Number		Dimensions				
	SESO	DESO	A		F	Max Panel Thickness	Min Panel Hole Dia
Dimensions, in. (mm)							
1/4	S6-VQC4-BS-04	S6-VQC4-BD-04	2.74 (69.6)	2.80 (71.1)	5/8	0.25 (6.4)	15/32 (11.9)
3/8	S6-VQC6-BS-06	S6-VQC6-BD-06	2.92 (74.2)	3.07 (78.0)	3/4	0.27 (6.9)	19/32 (15.1)
1/2	S6-VQC8-BS-08	S6-VQC8-BD-08	3.43 (87.1)	3.63 (92.2)	15/16	0.26 (6.6)	25/32 (19.8)
Dimensions, in. (mm)							
6	S6-VQC4-BS-6M	S6-VQC4-BD-6M	69.6 (2.74)	71.1 (2.80)	16	6.4 (0.25)	11.5 (29/64)
10	S6-VQC6-BS-10M	S6-VQC6-BD-10M	77.7 (3.06)	78.7 (3.10)	22	6.9 (0.27)	16.7 (21/32)
12	S6-VQC8-BS-12M	S6-VQC8-BD-12M	87.1 (3.43)	92.2 (3.63)	24	6.6 (0.26)	19.6 (49/64)

Bulkhead Bodies

Tube Fitting



Fitting Size	Ordering Number	Dimensions		Max Panel Thickness	Min Panel Hole Dia
		A	H		
Dimensions, in. (mm)					
1/4	S6-VQC4-BB-04	2.67 (67.8)	0.91 (23.1)	0.25 (6.4)	15/32 (11.9)
3/8	S6-VQC6-BB-06	2.98 (75.7)	1.03 (26.2)	0.27 (6.9)	19/32 (15.1)
1/2	S6-VQC8-BB-08	3.56 (90.4)	1.21 (30.7)	0.26 (6.6)	25/32 (19.8)
Dimensions, in. (mm)					
6	S6-VQC4-BB-6M	67.8 (2.67)	23.1 (0.91)	6.4 (0.25)	11.9 (15/32)
10	S6-VQC6-BB-10M	75.9 (2.99)	26.2 (1.03)	6.9 (0.27)	16.7 (21/32)
12	S6-VQC8-BB-12M	90.4 (3.56)	30.7 (1.21)	6.6 (0.26)	19.6 (49/64)

Keyed Series

Keyed quick-connectors provide a positive mechanical lockout system to prevent accidental intermixing of different lines in multifluid or multipressure systems.



Product Features

- Keyed quick connectors will not interchange with any other keyed quick connectors
- If an attempt is made to couple unlike keys, the valve system will not open.
- Stems and bodies are color coded and numbered for easy identification.

Key Color	Key Number	QC4		QC6		QC8	
		Body	Stem	Body	Stem	Body	Stem
Black	K1	0.96 (24.4)	0.82 (20.8)	1.13 (28.7)	0.99 (25.1)	1.26 (32.0)	1.10 (27.9)
Orange	K2	0.99 (25.1)	0.85 (21.6)	1.16 (29.5)	1.02 (25.9)	1.29 (32.8)	1.14 (29.0)
Green	K3	1.02 (25.9)	0.88 (22.4)	1.19 (30.2)	1.05 (26.7)	1.32 (33.5)	1.17 (29.7)
Yellow	K4	1.05 (26.7)	0.91 (23.1)	1.22 (31.0)	1.08 (27.4)	1.35 (34.3)	1.20 (30.5)
Blue	K5	1.08 (27.4)	0.94 (23.9)	1.24 (31.5)	1.11 (28.2)	1.38 (35.1)	1.23 (31.2)
White	K6	1.11 (28.2)	0.97 (24.6)	1.28 (32.5)	1.14 (29.0)	1.41 (35.8)	1.26 (32.0)
Purple	K7	1.14 (29.0)	1.00 (25.4)	1.31 (33.3)	1.17 (29.7)	1.44 (36.6)	1.29 (32.8)
Brown	K8	1.17 (29.7)	1.03 (26.2)	1.34 (34.0)	1.20 (30.5)	1.47 (37.3)	1.32 (33.5)

To order, add a key number to a quick-connector ordering number. Example: S6-VQC4-B-F2K1